


IntraBulk MultiDock - Docking Station

- Suitable for wide range of alternative fuels
- Automatic unloading operation
- Discharge capacity up to 500 m³/h
- Compatible with various trailer types
- Ensure steady and continuous material discharge
- ATEX-compliant design
- Maintenance friendly design



Application

The **MultiDock** is used for the unloading of bulk solid materials and granulates delivered by walking floor (WF) trailers or dump trucks (DT). It is designed to handle various types of alternative fuels, such as RDF, biomass, and sludge, as well as granulates and mixtures of the materials.

Design

The **MultiDock** consists of two main parts: a screw trough and a reception box. The trough contains a screw assembly with five individually powered screws. The reception box is equipped with a rolling shutter and side flap seals to prevent material leakage. An integrated in-box filtration system captures dust generated during material discharge. The machine features a modular design, allowing easy adaptation to different trailer types and optional equipment configurations.

Operation

This docking station represents the first step in the conveying process, transferring material from trucks to the combustion discharge point. Material is unloaded from walking floor (WF) or dump trucks (DT), and during this process, the truck is sealed by a top sealing cover and side flap seals to prevent leakage. After unloading, the reception box closes its roll-up door. During and after unloading, dust particles are captured by the integrated filtration system, ensuring a safe working environment. Smooth conveying is supported by a blockage indicator with an automatic stop function.

Roll-up door

Safety protection restricts access to hazardous areas. The roll-up door is covered by a roof for additional protection.

Reception Box

It primarily serves as a discharge cover, sealing system during unloading, and a buffer for discharged material.

Sliding platform

The system allows access to the reception box prior to unloading for trailer opening, and enables manual door closing after the unloading process.

Top sealing

Seals the trailer during the unloading operation to prevent material leakage and dust emission.

Side sealing flaps

Sealing flaps mounted on the walls ensure the trailer is properly sealed during the unloading operation.

Large screw field entry

Optimized for handling alternative fuels and designed to prevent material bridging during unloading.

Bottom seal

A sealing flap located at the bottom ensures the trailer is properly sealed during the unloading process.

Gear drives

The drive system is automatically controlled and reliably operated via electronic frequency inverters.

Maintenance door


Provides access for maintenance



ATEX compliant design

Filter connection

Extraction of the dusty atmosphere to an external filtration unit.



Screw Ø [mm]	Range of bulk density [kg/m ³]	Material lump size 3D/2D [mm]	Max. volumetric flow [m ³ /h]	Approx. main gear drive [kW]
500	50 - 1000	< 200/300	500	5,5- 18,5

Main design options



Sliding platform

Safe access point for opening and closing the trailer door from inside the machine.

Multiple sliding cover positions ensure safe operation and flexible adjustment.

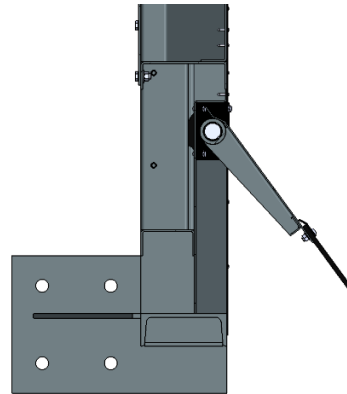
Entire screw assembly can be covered with a sliding platform for protection and maintenance access.

Side flaps

Sealing system designed to prevent trailer damage during the unloading process.

The pushing force is adjustable via a pressure reduction valve, allowing precise control during operation.


Without the side flap sealing system, the efficiency of the filtration unit drops



Filter


Absorbs explosive dust atmospheres, contributing to a safer operating environment.

MultiDock variants and dimensions



MultiDock D

- MultiDock D for dump truck



MultiDock WH & WV

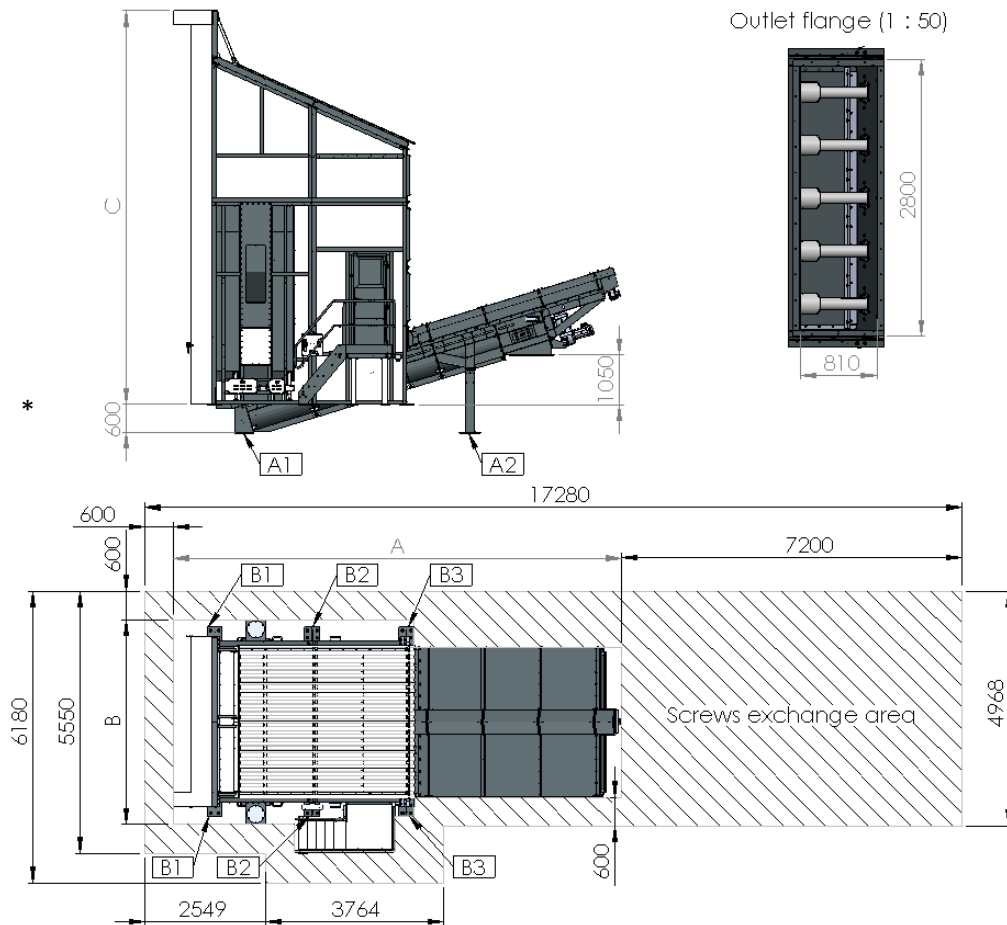
- **MultiDock WH** – designed for unloading trailers with walking floors and lift doors.
- **MultiDock WV** – designed for unloading trailers with walking floors and standard rear doors.



WH



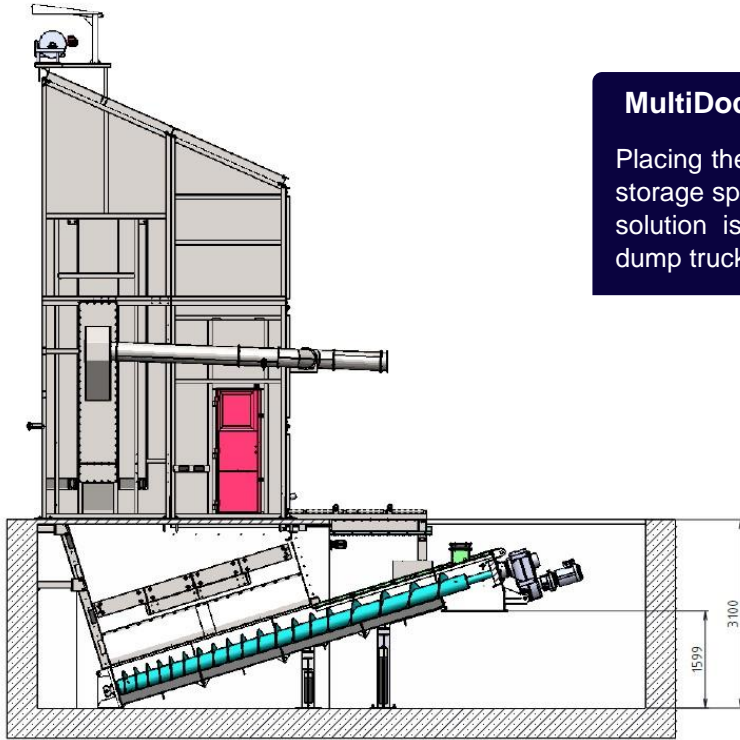
WV



* The screw trough can be lowered underground to a depth of up to 3100 mm

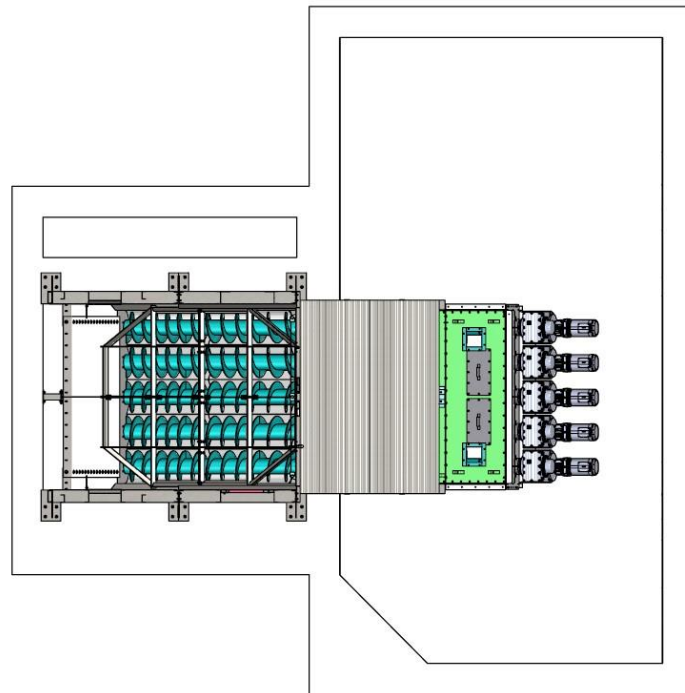
General dimensions

MultiDock type	D	WH	WV
A [mm]	9500	9500	9500
B [mm]	4450	4450	4450
C [mm]	8350	5500	5500
Max. trailer width [mm]	2800	2800	2800
A1 [kN]	5,56	5,56	5,56
A2 [kN]	55,8	55,8	55,8
B1 [kN]	13,4	9,35	9,35
B2 [kN]	17,8	14,4	14,4
B3 [kN]	7,9	6,75	6,75



MultiDock with storage of material

Placing the trough below ground level creates storage space for up to 25 m³ of material. This solution is particularly suitable for use with dump trucks.



Qlar Europe GmbH
 Pallaswiesenstr. 100
 64293 Darmstadt, Germany
 T: +49 61 51-15 31 0
 F: +49 61 51-15 31 66
 sales-eu@qlar.com

Qlar Czech s.r.o.
 Průmyslová 484, Hala DC3
 252 61 Jeneč, Czech Republic
 Tel: +420 233 094 111
 PCZ-Sales@qlar.com



<https://www.qlar.com/contact-support/office-contacts>

All information is without obligation. All specifications are subject to change. © by Qlar Europe GmbH